



TRANSPORTABLE LUNCH ROOMS



P 1300 556 241
W instantoffices.com.au

LUNCH ROOMS

Transportable Site Offices are open plan buildings which can be used for a variety of purposes they are not limited to just lunch/crib use. Lunch rooms are available for purchase or hire in a selection of standard sizes. If you're considering hiring a building then talk to a member of our team first as not all designs may be readily available for hire

Our Lunchroom designs feature as standard our WA made kitchenette units. These 1.8m long made benches and cabinets offer more than just a sink unit. You need remove to place your appliances and prepare tea and coffee and that's why we've made these units standard in all of these designs. Sure, they cost more but we know that you'll like a proper kitchenette.

If price is important then you can save money and move back to a budget kitchenette unit. There wont be any bench space though so bare that in mind.

CUSTOMISATION

As we design and manufacture all of our products this gives us the ability to build virtually any design with any level of finish required for your project. With over 5000 projects in our reference library there may be something similar to your needs that we've already built.

These designs are a guide only and certainly not the extent of our range. You should give us a call to discuss your needs so that we can help find the right design to start from to suit your needs.

EXTERIOR FINISHES

Does your project require a building that doesn't look like a transportable? We specialise in building transportable buildings that look amazing and don't look like a temporary building. With an unlimited selection of exterior finishes available for any building we can tailor a style to suit your project. Visit our website at instantoffices.com.au to view the exterior finishes available from our standard ranges.



LUNCH ROOMS

SIP CONSTRUCTION

Structurally Insulated Panels offer a fast and efficient form of construction with low maintenance exterior and interior walls for your building. Manufacturing time for buildings using SIP construction is greatly reduced as the wall is virtually finished the moment it's put in place. Pre-finished interior walls save on initial painting costs and eliminate on-going maintenance in the life of the building.

SIP walls are ideal for wet areas, food preparation areas and anywhere where high impact surfaces are ideal. Most buildings manufactured for commercial work environments benefit from the use of SIP walls as they provide a high impact surface which can't be easily damaged by workers.

Plywood wall finishes often found in older transportable buildings is only 3.6mm thick which does not provide impact resistance and should not be used for commercial buildings.

CYCLONIC

Any of our designs can be manufactured to suit the highest cyclonic rated areas in Australia and off-shore within the Asia Pacific region. Specification changes apply to suit cyclonic areas. Ask a member of our team to assist you with your design to suit your cyclonic region.

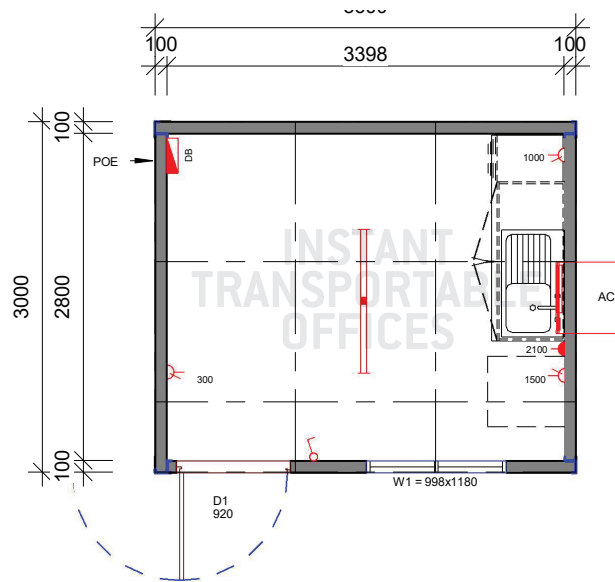


Disclaimer

Designs featured within are standard models only. These designs may not reflect the layouts available within our hire fleet. These layouts are provided as a guide only. Locations of electrical fixtures and fittings in general are subject to change. Do not scale from these drawings. All designs are Copyright of Instant Transportable Offices Pty Ltd © 2017. E&OE. All rights reserved. Instant Transportable Offices Logo, the Blocks logo and other graphics within are Trademarks which may not be used without permission of the owner.

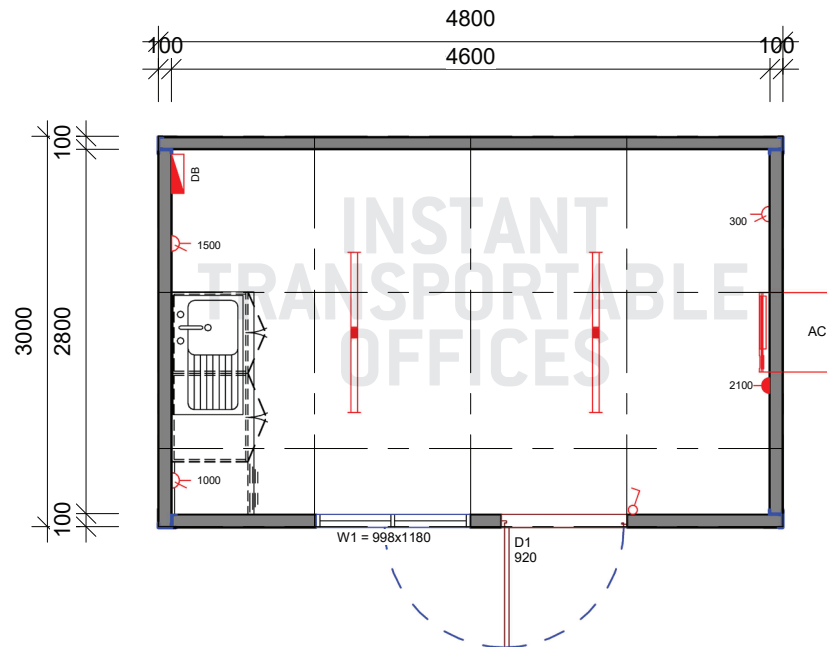
MODEL: 7023

3.6m x 3.0m Crib Room



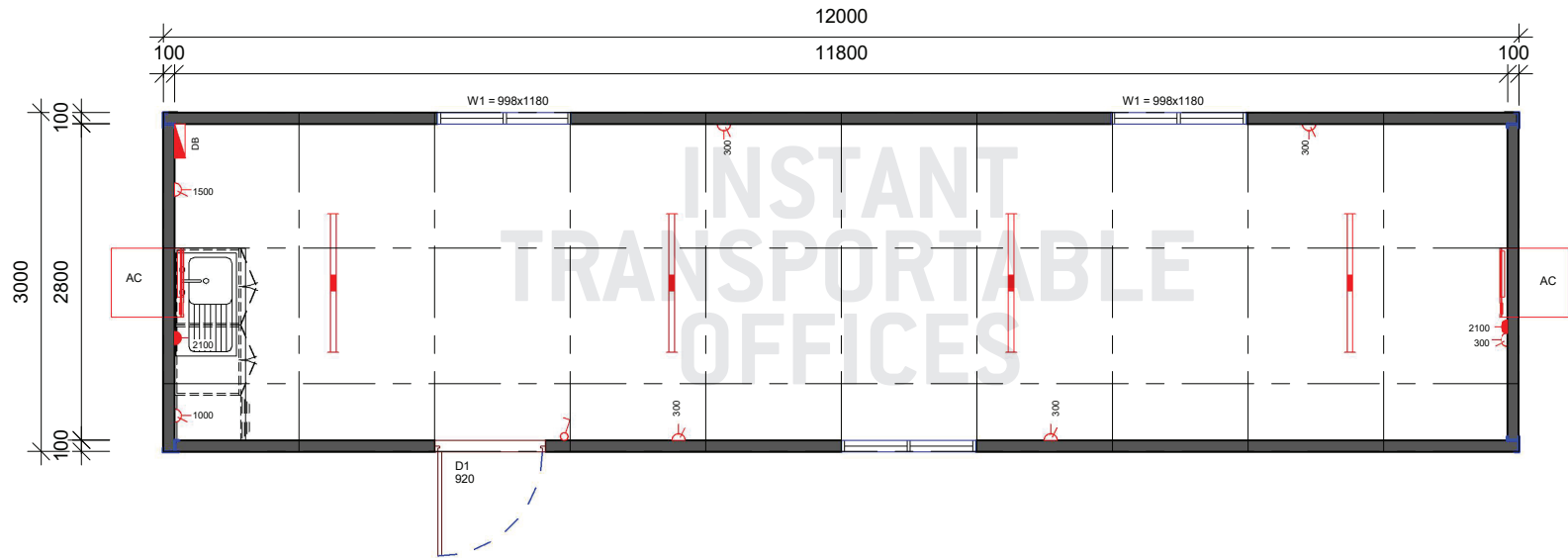
MODEL: 7043

4.8x3.0m Crib Room



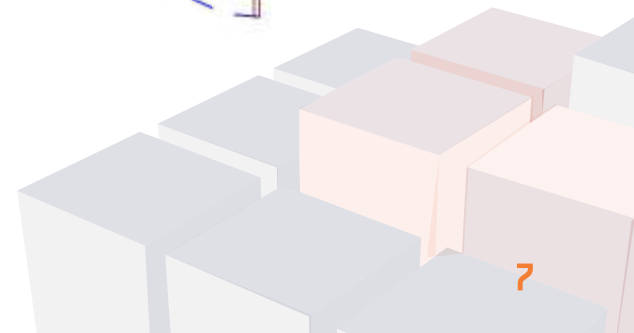

MODEL: 7008

12.0Mx3.0m Crib Room



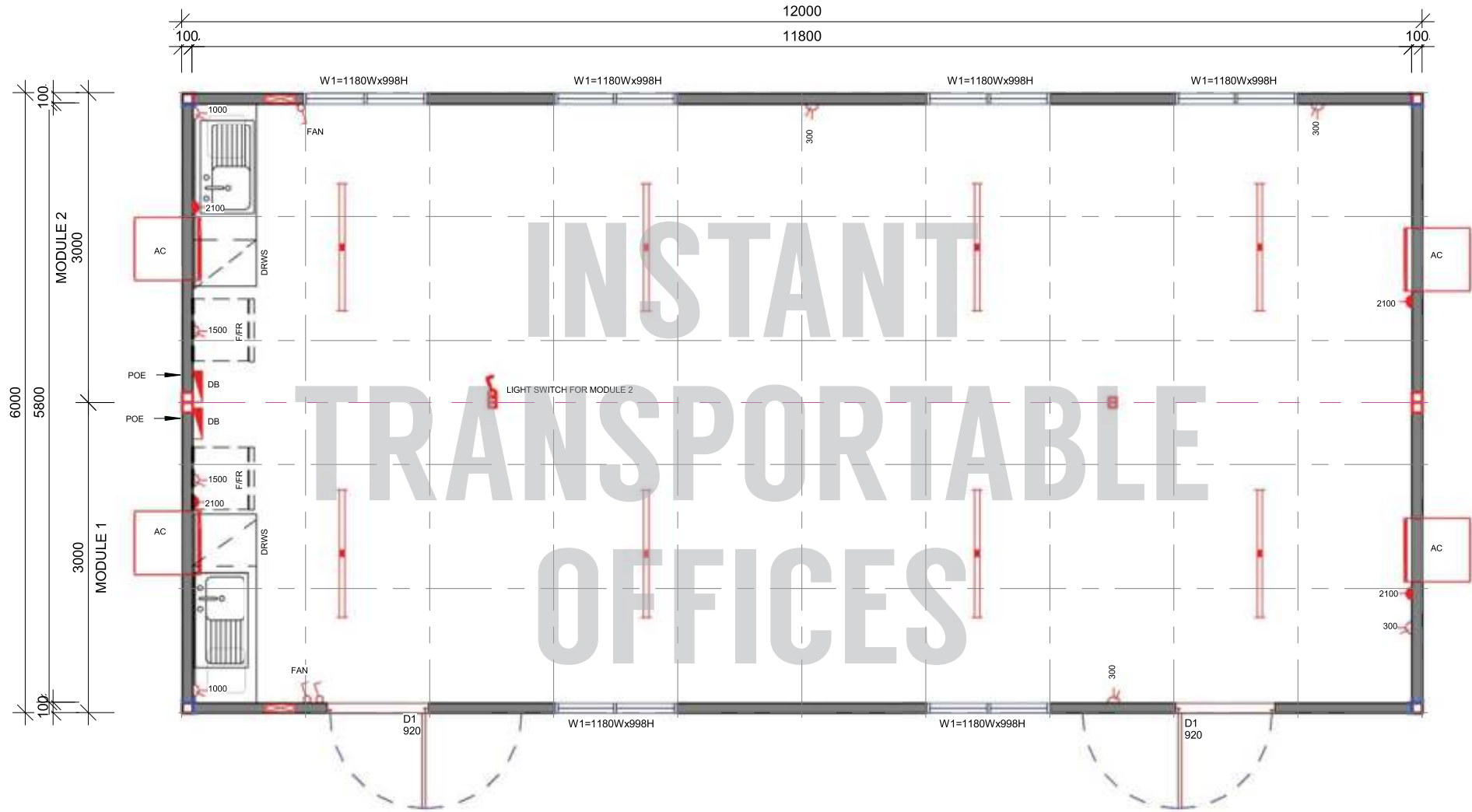
MODEL: 7108

12.0m x 3.0m Lunchroom Office



MODEL: 7061

12.0m x 6.0m Lunch Room



MODEL: 7141

12.0m x 9.0m Lunch Room

