



TRANSPORTABLE PREMIUM OFFICES



P 1300 556 241
W instantoffices.com.au

PREMIUM OFFICES

When presentation and comfort is important then our range of unique Premium Offices will surpass your expectations. Premium Offices feature upgraded specifications for the entire building both internally and externally.

Our Premium Office range of designs feature as standard

- Steel frame construction
- Feature external façade finishes
- Plasterboard wall/ceiling finishes internally
- Commercial glazing to the front elevations
- Commercial entry doors
- Security systems
- Split system reverse cycle air-conditioning
- Timber or Commercial grade vinyl/carpet finishes throughout



PREMIUM OFFICES

CUSTOMISATION

Our range of standard Premium Office designs is just the start. With thousands of completed projects our library of unique creations is vast. Once we better understand your needs we can then provide you with more designs from our library of completed projects.

CYCLONIC

Any of our designs can be manufactured to suit the highest cyclonic rated areas in Australia and off-shore within the Asia Pacific region. Specification changes apply to suit cyclonic areas. Ask a member of our team to assist you with your design to suit your cyclonic region.

APPROVAL SERVICES

Instant Transportable Offices can provide a complete turnkey solution to your project needs by handling all local authority approvals on your behalf. Whilst we offer this service it should be noted that the costs associated with this process is not included with any building unless specifically itemised on your formal quotation.



PREMIUM OFFICES

DELIVERY & ONSITE SETUP

Delivery and installation of our projects onsite is the second most important part of the overall process other than the manufacturing itself. We prefer to handle this process to ensure that your new building does not suffer any damage during transit but more importantly to position, level and commission the building correctly and in accordance with the required standards.

Often the delivery and installation process includes ancillary works such as footing installation, the addition of verandahs, decks and also ramps, handrails and access systems. All of this work is part of what we do every day to deliver complete solutions to our customers needs.

There is substantial cost and time advantages to having us as a registered builder handle the project to completion. The complexities of approvals after completion before you can occupy your new building are easily managed by us and we strongly recommend including all of this work in our project scope.



PREMIUM OFFICES

SERVICE CONNECTIONS

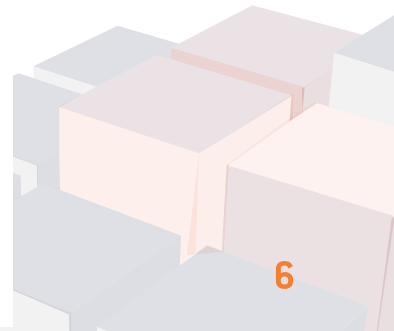
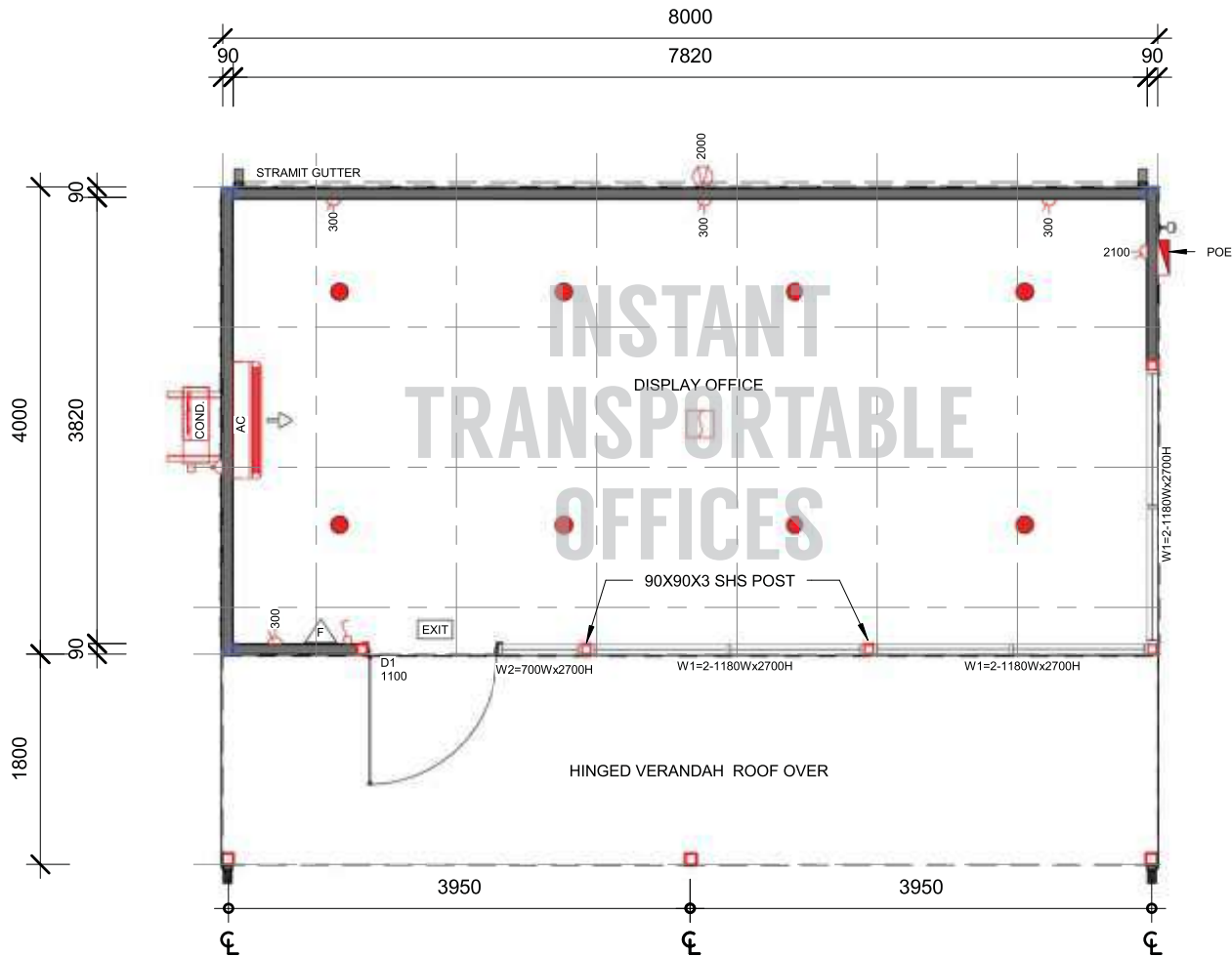
As a part of offering a total project solution to our customers, the connection of services to your new building can easily be co-ordinated by us. In order to quote this work we need you to provide to us plans showing the service locations for your site. If you have an established site then this may not be required and a site visit may be needed by our contractors.

Talk to a member of our team so we can assist you with quoting this work.



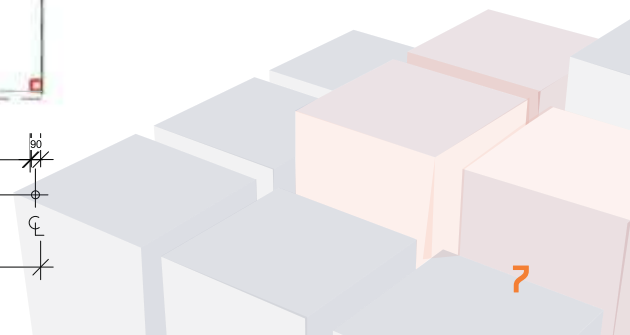
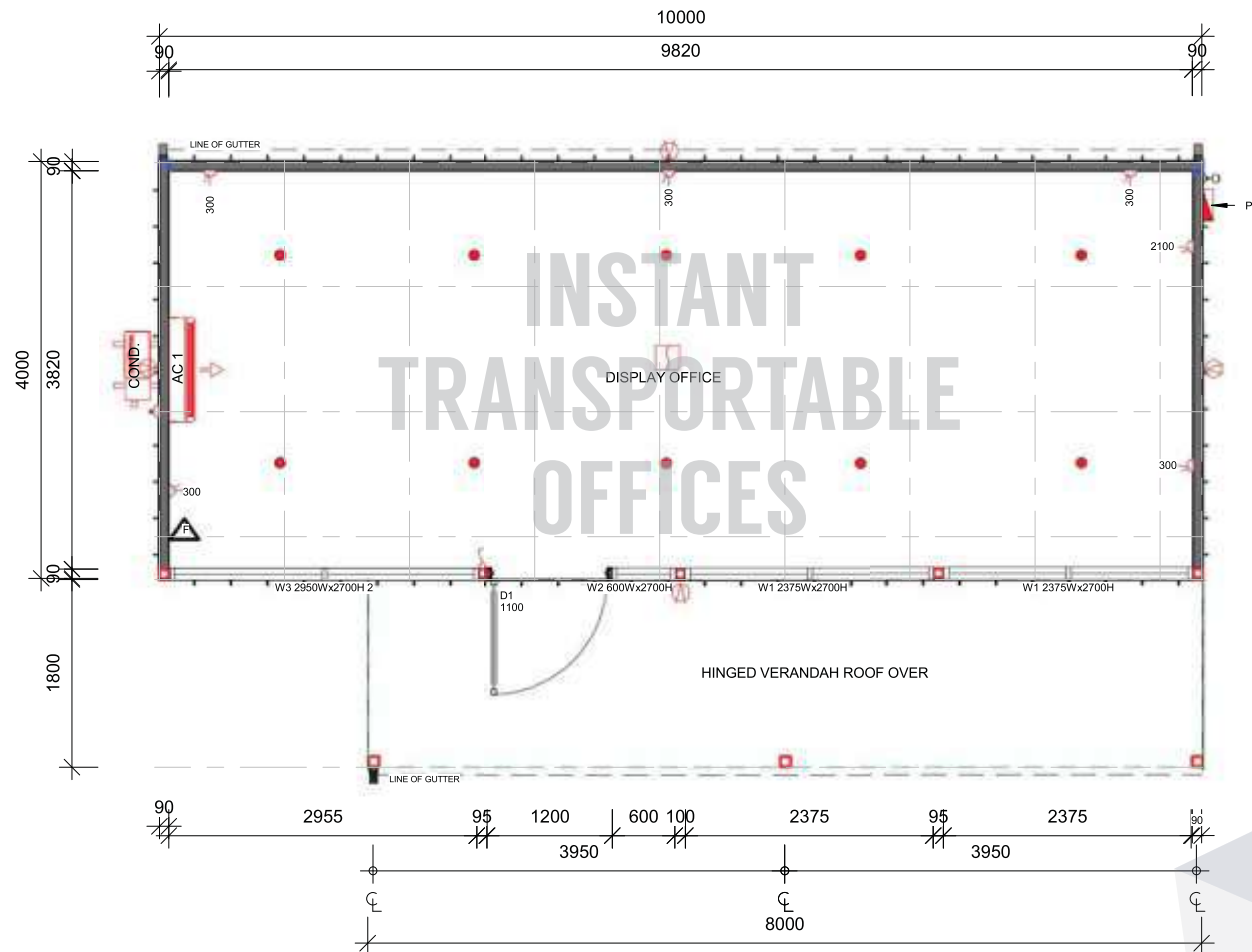
MODEL: 7127

8.0m x 4.0m Premium Office



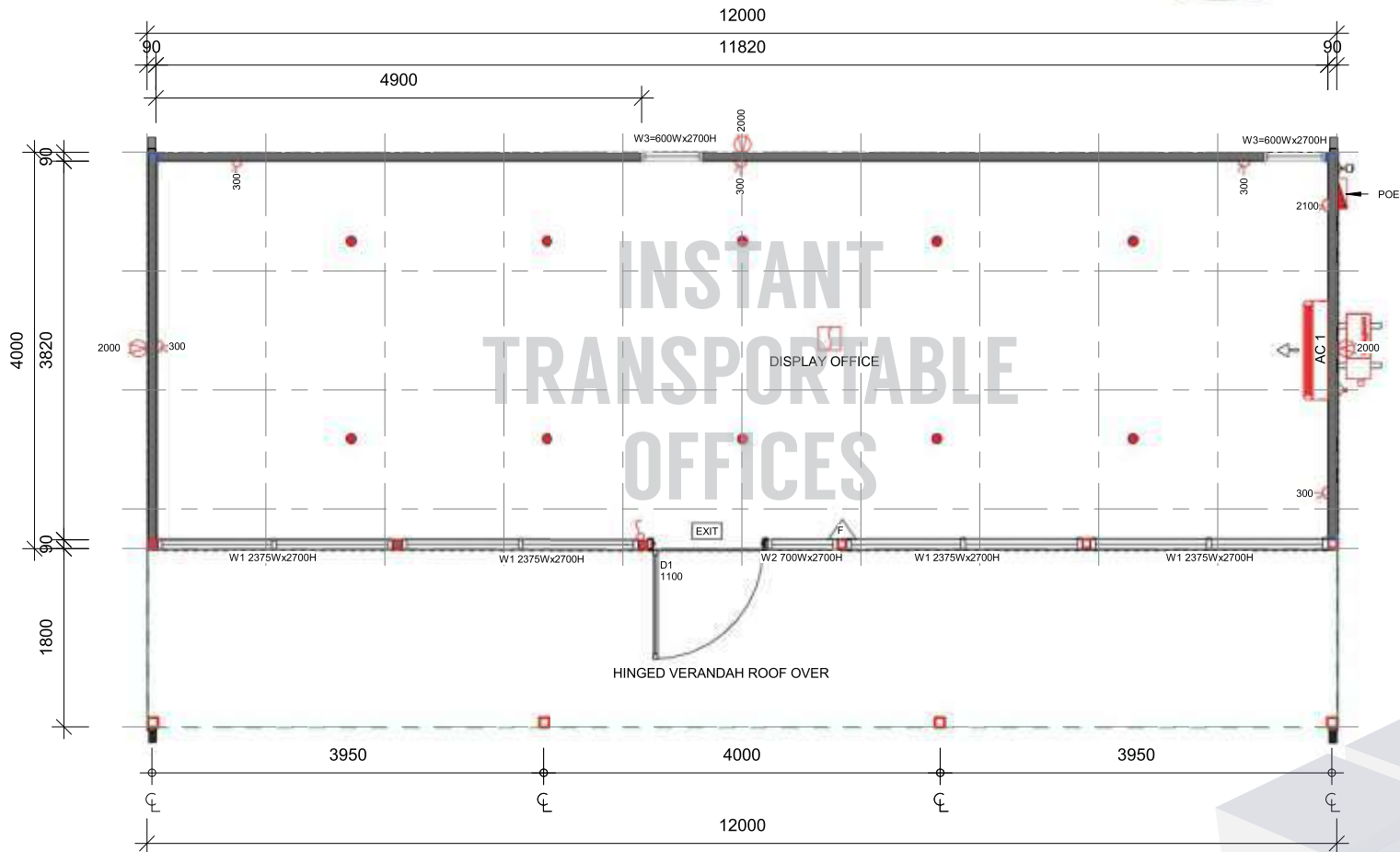
MODEL: 7135

10.0m x 4.0m Premium Office



MODEL: 7136

12.0m x 4.0m Premium Office



MODEL: 7121

14.0m x 4m Premium Sales Office

